

Addendum No: 3  
Date: March 3, 2025  
Owner: Northern Health  
Stantec # 144320012

---

This addendum is to be read with and constitutes part of the tender document.

---

## **0.0 GENERAL**

(not in use)

## **1.0 SPECIFICATIONS**

Door hardware group updated – Section 8 71 00 pages 9-17

## **2.0 DRAWINGS**

A-002 Door schedule hardware group updated

## **3.0 CLARIFICATIONS**

Q: from Nurse Call vendor.

The notes on the drawing indicate to match Rauland 5000 series, and to connect to head end equipment located in the Medical Imaging Department. But the head end in that department is Rauland 4000 series.

If a Responder 5000 Nurse Call System match is required for this project, this would require new Rauland 5000 Head End equipment, with the location for this new equipment to be advised. Or alternatively, possibly connecting to an R5K system in a different part of the hospital

Please advise.

A: Client informs that they will be providing Rauland 5000 throughout the site before the estimated completion date of this project. Coordinate with client on site for the most appropriate nearest Rauland 5000 headend location to connect to.

---

Q: Question from Electrical Trade:

There is a General Note on Electrical Drawing E310 – E312 that states we are to connect to an existing Responder 5000 Head End in Medical Imaging. However, the existing Nurse Call System in that department is Responder 4000.

- If a Responder 5000 Nurse Call System is requested for this project, the options would be to:
- Install new R5K Head End equipment. The location for this net new equipment will be determined by the site.
- Run cable(s) from an existing Responder 5000 Head End on Level 2 South

A: Client informs that they will be providing Rauland 5000 throughout the site before the estimated completion date of this project.

Coordinate with client on site for the most appropriate nearest Rauland 5000 headend location to connect to.

---

Q: 1. Door Schedule calls for N351 to have Automatic Operator, Touchless Sensors, Internal Lock Button. Hardware Group No. 015 does not list any of the above hardware. Please advise if new Hardware Group No. 015 will be released including ADO, Sensors, Internal Lock Button and any additional components required?

2. Door Schedule calls for E343, E389 & E1508 “Existing Door Equipped With ADO”. These doors are listed as Hardware Group No. 001 which calls for new Armor Plates only. Please advise if the ADO’s on the existing doors are existing or are they new? If new ADO’s please advise if new Hardware Group No. 001 will be released including ADO, Actuators, and any additional components required?

3. Hardware Group No. 011. - Please advise what (4) actuators are to be used? Are these push type, hands-free sensor type? Model?

4. Hardware Group No. 002

Door Schedule says N334 “Equipt with peep hole” but Hardware Group No. 002 does not have a door viewer or peep hole.

Please advise if new Hardware Group No. 002 will be released including Peep Hole/Door Viewer?

- A:
1. Door N351 updated to group 009.
  2. Door E343 updated to group 001. Doors E389, E1508 updated to group 001A
  3. See updated group 011 Auto operator, with hands free sensor, model CM-7536VR/4

4. See updated group 002, Viewer Schlage 180/200-degree view angle, metal brass, finish satin chrome plate.

Please see attached Hardware groups schedule updated.

---

Q: Unable to find the Toilet and Bath Accessories Schedule

A: See schedule below

Item noted	Description	make	model	room nr	total items
401	wall mounted paper towel dispenser		B-2860	333, 349	2
402	soap dispenser		B-2111	333, 349	2
404	toilet paper dispenser		B-2892	333, 349	2
405	straight back grab bars		B-6806.99	333, 349	2
405	90 deg grab bars		B-6898.99	333, 349	2
406	sink		0954004EC.020	333, 349	2
407	mirror		B-1652436	333, 349	2
409	stainless steel shelf		B-295	333, 349	2
135	Coat hook		B-6827	333, 349	4
	toilet		3461.001	333, 349	2

---

Q: Duct cleaning: Is a NADCA Certificate require for this?  
or is it just confirmation that it was in fact cleaned?

A: Refer to specifications section 23 05 00 clause 1.41.3. Duct cleaning certificate is required for project close out documents.

---

Q: Controls: We would like to get clarification as to where the VAV room sensors are located? Controls: Will the EF-1 airflow sensor come OEM?

A: If you are inquiring about the location of room thermostats, please refer to the mechanical drawings. This question is not clear as there is no new exhaust fan EF-1 for this project.

---

Project #N662030002  
UHN Prince George  
UHN Cardiac Diagnostic Phase 3 (Cardiac)

Issued for Tender – Addendum #2

Page 4 of 4

---

**Stantec Architecture Ltd.**

**David Kury**  
Senior Associate, Architect AIBC  
Cell: 604 417 1211  
david.kury@stantec.com

**END OF ADDENDUM #3**

**UHN CARDIAC – HPASE 3  
PRINCE GEORGE, BC**

---

Legend:

↗ Electrified Opening

Door#	HwSet#
E343↗	001
E389↗	001A
E1508↗	001A
N232↗	002
N233	003
N234	003
N235	004
N235/1	005
N236	003
N237↗	006
N238↗	007
N239	003
N240	003
N250	008
N315	009
N316	009
N317	009
N318	009
N319↗	010
N321↗	011
N322↗	012
N326	013
N327↗	002A
N329↗	014
N330	003
N331	003
N333	015
N334↗	006
N335	016
N337	003
N338	003
N340	003
N341	003
N342	017
N347↗	018
N351↗	015A
N350↗	019
N350/1↗	019

**UHN CARDIAC – HPASE 3  
PRINCE GEORGE, BC**

---

Legend:

 Link to catalog cut sheet





 Electrified Opening

**Hardware Group No. 001 - CARD READER, AUTO OPERATOR**

For use on Door #(s):

E343

Provide each UEP door(s) with the following:

QTY		DESCRIPTION	CATALOG NUMBER		FINISH	MFR
1	EA	AUTO OPERATOR	DITEC DAB105		 AL	
2	EA	ACTUATOR, TOUCH	8310-836T		 630	LCN
2	EA	ARMOR PLATE	8402 915MM X 40MM LDW B-CS		630	IVE
1		CARD READER	WORK OF DIVISION 28			
1	EA		REUSE BALANCE OF EXISTING HARDWARE			





**Hardware Group No. 001A - AUTO OPERATOR**

For use on Door #(s):

E389

E1508

Provide each UEP door(s) with the following:

QTY		DESCRIPTION	CATALOG NUMBER		FINISH	MFR
1	EA	AUTO OPERATOR	DITEC DAB105		 AL	
2	EA	ACTUATOR, TOUCH	8310-836T		 630	LCN
2	EA	ARMOR PLATE	8402 915MM X 40MM LDW B-CS		630	IVE
1	EA		REUSE BALANCE OF EXISTING HARDWARE			

**UHN CARDIAC – HPASE 3  
PRINCE GEORGE, BC**

**Hardware Group No. 002 - CARD READER, STC**

For use on Door #(s):  
N232

Provide each SGL door(s) with the following:

QTY		DESCRIPTION	CATALOG NUMBER		FINISH	MFR
3	EA	HINGE	5BB1 114X114MM		652	IVE
1	EA	STOREROOM LOCK	ND80P6D RHO		626	SCH
1	EA	ELECTRIC STRIKE	6211 FSE DS CON 12/16/24/28 VAC/VDC		⚡ 630	VON
1	EA	OH STOP	100S		630	GLY
1	EA	SURFACE CLOSER	4040XP ST-1630 MOUNT ON PULL SIDE		689	LCN
1	EA	TOP JAMB MTG PLATE	4040XP-18TJ SRT		689	LCN
1	EA	MOP PLATE	8400 150MM X 25MM LDW B-CS		630	IVE
1	EA	KICK PLATE	8400 205MM X 40MM LDW B-CS		630	IVE
1	EA	SOUND CONTROL	870AA X 1/DW X 2/DH		AL	ZER
1	EA	DOOR BOTTOM	367AA X DW		AA	ZER
1	EA	WIRE HARNESS	CON-6W		⚡	SCH
1	EA	WIRE HARNESS	CON____(SIZE TO SUIT)		⚡	SCH
1	EA	DOOR CONTACT	679-05HM		⚡ BLK	SCE
1	EA	MOTION SENSOR	SCANII 12/24 VDC		⚡ WHT	SCE
1	EA	POWER SUPPLY	PS902 BBK 900-2RS KL900 120/240 VAC		⚡ LGR	SCE
1		CARD READER	WORK OF DIVISION 28			

**VALID CREDENTIALS WILL MOMENTARILY SHUNT THE DOOR CONTACT AND UNLOCK THE  
ELECTRIC STRIKE.  
FREE EXITING BY INSIDE LEVER.**

**UHN CARDIAC – HPASE 3  
PRINCE GEORGE, BC**

**Hardware Group No. 002A - CARD READER, DOOR VIEWER**

For use on Door #(s):  
N327

Provide each SGL door(s) with the following:

QTY		DESCRIPTION	CATALOG NUMBER		FINISH	MFR
3	EA	HINGE	5BB1 114X114MM		652	IVE
1	EA	STOREROOM LOCK	ND80P6D RHO		626	SCH
1	EA	ELECTRIC STRIKE	6211 FSE DS CON 12/16/24/28 VAC/VDC		↗ 630	VON
1	EA	OH STOP	100S		630	GLY
1	EA	SURFACE CLOSER	4040XP ST-1630 MOUNT ON PULL SIDE		689	LCN
1	EA	TOP JAMB MTG PLATE	4040XP-18TJ SRT		689	LCN
1	EA	MOP PLATE	8400 150MM X 25MM LDW B-CS		630	IVE
1	EA	KICK PLATE	8400 205MM X 40MM LDW B- NH-A		630	IVE
1	EA	VIEWER	698		B26D	IVE
1	EA	WIRE HARNESS	CON-6W		↗	SCH
1	EA	WIRE HARNESS	CON____(SIZE TO SUIT)		↗	SCH
1	EA	DOOR CONTACT	679-05HM		↗ BLK	SCE
1	EA	MOTION SENSOR	SCANII 12/24 VDC		↗ WHT	SCE
1	EA	POWER SUPPLY	PS902 BBK 900-2RS KL900 120/240 VAC		↗ LGR	SCE
1		CARD READER	WORK OF DIVISION 28			

**Hardware Group No. 003**

For use on Door #(s):

N233	N234	N236	N239	N240	N330
N331	N337	N338	N340	N341	

Provide each SGL door(s) with the following:

QTY		DESCRIPTION	CATALOG NUMBER		FINISH	MFR
3	EA	HINGE	5BB1 127X114MM		652	IVE
1	EA	PASSAGE SET	ND10S RHO		626	SCH
1	EA	OH STOP	100S		630	GLY
1	EA	MOP PLATE	8400 150MM X 25MM LDW B-CS		630	IVE
1	EA	KICK PLATE	8400 205MM X 40MM LDW B-CS		630	IVE









**UHN CARDIAC – HPASE 3  
PRINCE GEORGE, BC**

---

**Hardware Group No. 004 - 45 MIN.**

For use on Door #(s):  
N235






Provide each SGL door(s) with the following:

QTY		DESCRIPTION	CATALOG NUMBER		FINISH	MFR
3	EA	HINGE	5BB1HW 127X114MM		652	IVE
1	EA	ENTRANCE LOCK	ND53P6D RHO EV29 S		626	SCH
1	EA	OH STOP	100S		630	GLY
1	EA	SURFACE CLOSER	4040XP EDA		689	LCN
1	EA	MOP PLATE	8400 150MM X 25MM LDW B-CS		630	IVE
1	EA	ARMOR PLATE	8402 915MM X 40MM LDW B-CS		630	IVE
1	SET	SEAL	188S X 1/DW X 2/DH		WHT	ZER

**Hardware Group No. 005**

For use on Door #(s):  
N235/1

Provide each SGL door(s) with the following:

QTY		DESCRIPTION	CATALOG NUMBER		FINISH	MFR
3	EA	HINGE	5BB1 127X114MM		652	IVE
1	EA	PASSAGE SET	ND10S RHO		626	SCH
1	EA	OH STOP	100S		630	GLY
1	EA	ARMOR PLATE	8400 915MM X 40MM LDW B-CS		630	IVE
1	EA	MOP PLATE	8400 150MM X 25MM LDW B-CS		630	IVE

**UHN CARDIAC – HPASE 3  
PRINCE GEORGE, BC**

**Hardware Group No. 006 - CARD READER**

For use on Door #(s):

N237                      N334

Provide each SGL door(s) with the following:

QTY		DESCRIPTION	CATALOG NUMBER		FINISH	MFR
3	EA	HINGE	5BB1 114X114MM		652	IVE
1	EA	STOREROOM LOCK	ND80P6D RHO		626	SCH
1	EA	ELECTRIC STRIKE	6211 FSE DS CON 12/16/24/28 VAC/VDC		⚡ 630	VON
1	EA	SURFACE CLOSER	4040XP RW/PA		689	LCN
1	EA	WALL STOP	WS401/402CVX		626	IVE
1	EA	VIEWER	698		B26D	IVE
1	EA	WIRE HARNESS	CON-6W			⚡ SCH
1	EA	WIRE HARNESS	CON____(SIZE TO SUIT)			⚡ SCH
1	EA	DOOR CONTACT	679-05HM		⚡ BLK	SCE
1	EA	MOTION SENSOR	SCANII 12/24 VDC		⚡ WHT	SCE
1	EA	POWER SUPPLY	PS902 BBK 900-2RS KL900 120/240 VAC		⚡ LGR	SCE
1		CARD READER	WORK OF DIVISION 28			

**VALID CREDENTIALS WILL MOMENTARILY SHUNT THE DOOR CONTACT AND UNLOCK THE  
ELECTRIC STRIKE.  
FREE EXITING BY INSIDE LEVER.**

**Hardware Group No. 007 - CARD READER, SLIDING DOOR**

For use on Door #(s):

N238

Provide each SL door(s) with the following:

QTY		DESCRIPTION	CATALOG NUMBER		FINISH	MFR
1	EA	MANUAL SLIDING DOOR C/W SELF CLOSING OPTION	STANLEY PROCARE 8300			
1	EA	HOOK BOLT MORTISE LOCK	MS1850SN-450 X LC		628	ADA
1	EA	MORTISE CYLINDER	20-013 118		626	SCH
1	EA	ELECTRIC STRIKE	1006R		⚡ 630	HES
1	EA	LONG DOOR PULL	9264F 24" X 9264F 24" B/B MTG.		630- 316	IVE
1	EA	DOOR CONTACT	679-05HM		⚡ BLK	SCE
1	EA	MOTION SENSOR	SCANII 12/24 VDC		⚡ WHT	SCE
1	EA	POWER SUPPLY	PS902 BBK 900-2RS KL900 120/240 VAC		⚡ LGR	SCE
1		CARD READER	WORK OF DIVISION 28			

**VALID CREDENTIALS WILL MOMENTARILY SHUNT THE DOOR CONTACT AND UNLOCK THE  
ELCTRIC STRIK ALLOWING THE DOOR TO BE PULLED OPEN**

**UHN CARDIAC – HPASE 3  
PRINCE GEORGE, BC**

**Hardware Group No. 008**

For use on Door #(s):  
N250

Provide each SGL door(s) with the following:

QTY		DESCRIPTION	CATALOG NUMBER		FINISH	MFR
3	EA	HINGE	5BB1 114X114MM		652	IVE
1	EA	STOREROOM LOCK	ND80P6D RHO		626	SCH
1	EA	SURFACE CLOSER	4040XP RW/PA		689	LCN
1	EA	KICK PLATE	8400 205MM X 40MM LDW B-CS		630	IVE
1	EA	WALL STOP	WS401/402CVX		626	IVE

**Hardware Group No. 009**

For use on Door #(s):  
N315                      N316                      N317                      N318

Provide each SL door(s) with the following:

QTY		DESCRIPTION	CATALOG NUMBER		FINISH	MFR
1	EA	MANUAL SLIDING DOOR PACKAGE	STANLEY PROCARE 8300 C/W BREAKAWAY PANEL			

**Hardware Group No. 010 - CARD READER, DOOR VIEWER**

For use on Door #(s):  
N319

Provide each SGL door(s) with the following:

QTY		DESCRIPTION	CATALOG NUMBER		FINISH	MFR
3	EA	HINGE	5BB1 127X114MM		652	IVE
1	EA	STOREROOM LOCK	ND80P6D RHO		626	SCH
1	EA	ELECTRIC STRIKE	6211 FSE DS CON 12/16/24/28 VAC/VDC		✂ 630	VON
1	EA	OH STOP	100S		630	GLY
1	EA	SURFACE CLOSER	4040XP RW/PA		689	LCN
1	EA	MOP PLATE	8400 150MM X 25MM LDW B-CS		630	IVE
1	EA	KICK PLATE	8400 205MM X 40MM LDW B-CS		630	IVE
1	EA	VIEWER	698		B26D	IVE
1	EA	WIRE HARNESS	CON-6W		✂	SCH
1	EA	WIRE HARNESS	CON____(SIZE TO SUIT)		✂	SCH
1	EA	DOOR CONTACT	679-05HM		✂ BLK	SCE
1	EA	MOTION SENSOR	SCANII 12/24 VDC		✂ WHT	SCE
1	EA	POWER SUPPLY	PS902 BBK 900-2RS KL900 120/240 VAC		✂ LGR	SCE
1		CARD READER	WORK OF DIVISION 28			

**VALID CREDENTIALS WILL MOMENTARILY SHUNT THE DOOR CONTACT AND UNLOCK THE ELECTRIC STRIKE.  
FREE EXITING BY INSIDE LEVER.**







**UHN CARDIAC – HPASE 3  
PRINCE GEORGE, BC**

---

**Hardware Group No. 011 - AUTO OPERATOR**

For use on Door #(s):  
N321











Provide each SGL door(s) with the following:

QTY		DESCRIPTION	CATALOG NUMBER		FINISH	MFR
3	EA	HINGE	5BB1 127X114MM		652	IVE
1	EA	PUSH PLATE	8200 100X405MM		630	IVE
1	EA	PULL PLATE	8303 255MM 100X405MM		630	IVE
1	EA	OH STOP	100S		630	GLY
1	EA	AUTO OPERATOR	DITEC DAB105		↗ AL	
2	EA	TOUCHLESS & PUSH ACTUATOR	CM-7536VR/4		↗ 630	CAM
1	EA	MOP PLATE	8400 150MM X 25MM LDW B-CS		630	IVE
1	EA	KICK PLATE	8400 205MM X 40MM LDW B-CS		630	IVE

**Hardware Group No. 012 - CARD READER**

For use on Door #(s):  
N322

Provide each SGL door(s) with the following:

QTY		DESCRIPTION	CATALOG NUMBER		FINISH	MFR
3	EA	HINGE	5BB1 114X114MM		652	IVE
1	EA	STOREROOM LOCK	ND80P6D RHO		626	SCH
1	EA	ELECTRIC STRIKE	6211 FSE DS CON 12/16/24/28 VAC/VDC		↗ 630	VON
1	EA	SURFACE CLOSER	4040XP RW/PA		689	LCN
1	EA	MOP PLATE	8400 150MM X 25MM LDW B-CS		630	IVE
1	EA	KICK PLATE	8400 205MM X 40MM LDW B-CS		630	IVE
1	EA	WALL STOP	WS401/402CVX		626	IVE
1	EA	WIRE HARNESS	CON-6W		↗	SCH
1	EA	WIRE HARNESS	CON____(SIZE TO SUIT)		↗	SCH
1	EA	DOOR CONTACT	679-05HM		↗ BLK	SCE
1	EA	MOTION SENSOR	SCANII 12/24 VDC		↗ WHT	SCE
1	EA	POWER SUPPLY	PS902 BBK 900-2RS KL900 120/240 VAC		↗ LGR	SCE
1		CARD READER	WORK OF DIVISION 28			

**VALID CREDENTIALS WILL MOMENTARILY SHUNT THE DOOR CONTACT AND UNLOCK THE ELECTRIC STRIKE.  
FREE EXITING BY INSIDE LEVER.**

**UHN CARDIAC – HPASE 3  
PRINCE GEORGE, BC**

---

**Hardware Group No. 013**

For use on Door #(s):  
N326

Provide each SGL door(s) with the following:

QTY		DESCRIPTION	CATALOG NUMBER		FINISH	MFR
3	EA	HINGE	5BB1HW 127X114MM		652	IVE
1	EA	PASSAGE SET	ND10S RHO		626	SCH
1	EA	MOP PLATE	8400 150MM X 25MM LDW B-CS		630	IVE
1	EA	KICK PLATE	8400 205MM X 40MM LDW B-CS		630	IVE
1	EA	WALL STOP	WS401/402CVX		626	IVE

**Hardware Group No. 014 - CARD READER**

For use on Door #(s):  
N329

Provide each SGL door(s) with the following:

QTY		DESCRIPTION	CATALOG NUMBER		FINISH	MFR
3	EA	HINGE	5BB1 114X114MM		652	IVE
1	EA	STOREROOM LOCK	ND80P6D RHO		626	SCH
1	EA	ELECTRIC STRIKE	6211 FSE DS CON 12/16/24/28 VAC/VDC		630	VON
1	EA	OH STOP	100S		630	GLY
1	EA	SURFACE CLOSER	4040XP ST-1630 MOUNT ON PULL SIDE		689	LCN
1	EA	TOP JAMB MTG PLATE	4040XP-18TJ SRT		689	LCN
1	EA	ARMOR PLATE	8400 915MM X 40MM LDW B-CS		630	IVE
1	EA	MOP PLATE	8400 150MM X 25MM LDW B-CS		630	IVE
1	EA	WIRE HARNESS	CON-6W			SCH
1	EA	WIRE HARNESS	CON____(SIZE TO SUIT)			SCH
1	EA	DOOR CONTACT	679-05HM		BLK	SCE
1	EA	MOTION SENSOR	SCANII 12/24 VDC		WHT	SCE
1	EA	POWER SUPPLY	PS902 BBK 900-2RS KL900 120/240 VAC		LGR	SCE
1		CARD READER	WORK OF DIVISION 28			

**VALID CREDENTIALS WILL MOMENTARILY SHUNT THE DOOR CONTACT AND UNLOCK THE  
ELECTRIC STRIKE.  
FREE EXITING BY INSIDE LEVER.**

**UHN CARDIAC – HPASE 3  
PRINCE GEORGE, BC**

**Hardware Group No. 015 - AUTO OPERATOR**

For use on Door #(s):  
N333

Provide each SGL door(s) with the following:

QTY		DESCRIPTION	CATALOG NUMBER		FINISH	MFR
3	EA	HINGE	5BB1 114X114MM		652	IVE
1	EA	CORRIDOR LOCK W/ OUTSIDE INDICATOR W/ INSIDE INDICATOR	L9456P6 06B 630 626 L583-363 OS-OCC IS-LOC		630/62 6	SCH
1	EA	MOP PLATE	8400 150MM X 25MM LDW B-CS		630	IVE
1	EA	KICK PLATE	8400 205MM X 40MM LDW B-CS		630	IVE
1	EA	WALL STOP	WS401/402CVX		626	IVE

**Hardware Group No. 015A - AUTO OPERATOR**

For use on Door #(s):  
N351

Provide each SGL door(s) with the following:

QTY		DESCRIPTION	CATALOG NUMBER		FINISH	MFR
3	EA	HINGE	5BB1 114X114MM		652	IVE
1	EA	STOREROOM LOCK	ND80P6D RHO		626	SCH
1	EA	ELECTRIC STRIKE	6211 FS DS CON 12/16/24/28 VAC/VDC		630	VON
1	EA	AUTO OPERATOR	DITEC DAB105		AL	
1	EA	MOP PLATE	8400 150MM X 25MM LDW B-CS		630	IVE
1	EA	KICK PLATE	8400 205MM X 40MM LDW B-CS		630	IVE
1	EA	WALL STOP	WS401/402CVX		626	IVE
1	EA	SWITCH RESTROOMS CONTROL KITS	CX-WC17VR-PS			CAM
	EA	EMERGENCY CALL KIT	CX-WEC10K2			CAM

**THE STRIKE IS UNLOCKED, ALLOWING ENTRY INTO WASHROOM BY PULLING OR PUSHING THE DOOR. OPERATING THE WALL MOUNT EXTERIOR ACTUATOR WILL ACTIVATE THE AUTOMATIC DOOR OPERATOR.**

**PRESSING "PUSH TO LOCK BUTTON" IN WASHROOM WILL ENERGIZE THE ELECTRIC STRIKE TO LOCK, DE-ACTIVATE THE OUTSIDE ACTUATOR WHICH WILL TURN FROM GREEN TO RED, INDICATING THAT THE WASHROOM IS OCCUPIED.**

**EXITING BY INSIDE LEVER BY PUSHING OR PULLING THE DOOR OPEN OR PRESSING THE INSIDE ACTUATOR WILL UNLOCK THE STRIKE AND ACTIVATE THE AUTOMATIC DOOR OPERATOR.**

**AFTER EXITING, THE MAGNETIC CONTACT SWITCH WILL RESET THE SYSTEM.**

**THE CX-WC17VR-PS KIT COMES WITH THE CX-33PS POWER SUPPLY CABINET, (2) CM-7536VR/4-36" COLUMN "WHEELCHAIR" SYMBOL AND "PUSH TO OPEN" GRAPHICS, CM-7536VR/8B-36" COLUMN "LOCK" SYMBOL AND "PUSH TO LOCK" GRAPHIC SYMBOL, & CX-MDA MAGNETIC CONTACT.**



**UHN CARDIAC – HPASE 3  
PRINCE GEORGE, BC**

---

**Hardware Group No. 016 - LEAD LINED**

For use on Door #(s):  
N335







Provide each SGL door(s) with the following:

QTY		DESCRIPTION	CATALOG NUMBER		FINISH	MFR
1	SET	PIVOT	L147		626	RIX
1	EA	INTERMEDIATE PIVOT	ML19		626	RIX
1	EA	PASSAGE SET	ND10S RHO XN12-307		626	SCH
1	EA	KICK PLATE	8400 205MM X 40MM LDW B-NH-A		630	IVE
1	EA	FLOOR STOP	S115		626	SMH

**Hardware Group No. 017**

For use on Door #(s):  
N342

Provide each UEP door(s) with the following:

QTY		DESCRIPTION	CATALOG NUMBER		FINISH	MFR
6	EA	HINGE	5BB1 127X114MM		652	IVE
1	EA	MANUAL FLUSH BOLT	FB458 305MM		626	IVE
			INSTALL AT TOP OF DOOR			
1	EA	CLASSROOM LOCK	ND70P6D RHO		626	SCH
2	EA	OH STOP	100S		630	GLY
2	EA	ARMOR PLATE	8400 915MM X 40MM LDW B-CS		630	IVE
2	EA	MOP PLATE	8400 150MM X 25MM LDW B-CS		630	IVE

**UHN CARDIAC – HPASE 3  
PRINCE GEORGE, BC**

---

**Hardware Group No. 018 - CARD READER, 45 MIN.**

For use on Door #(s):  
N347

Provide each SGL door(s) with the following:

QTY		DESCRIPTION	CATALOG NUMBER		FINISH	MFR
3	EA	HINGE	5BB1 114X114MM		652	IVE
1	EA	STOREROOM LOCK	ND80P6D RHO		626	SCH
1	EA	ELECTRIC STRIKE	6211 FSE DS CON 12/16/24/28 VAC/VDC		⚡ 630	VON
1	EA	SURFACE CLOSER	4040XP RW/PA		689	LCN
1	EA	KICK PLATE	8400 205MM X 40MM LDW B-CS		630	IVE
1	EA	WALL STOP	WS401/402CVX		626	IVE
1	SET	SEAL	188S X 1/DW X 2/DH		WHT	ZER
1	EA	WIRE HARNESS	CON-6W		⚡	SCH
1	EA	WIRE HARNESS	CON____(SIZE TO SUIT)		⚡	SCH
1	EA	DOOR CONTACT	679-05HM		⚡ BLK	SCE
1	EA	MOTION SENSOR	SCANII 12/24 VDC		⚡ WHT	SCE
1	EA	POWER SUPPLY	PS902 BBK 900-2RS KL900 120/240 VAC		⚡ LGR	SCE
1		CARD READER	WORK OF DIVISION 28			

**VALID CREDENTIALS WILL MOMENTARILY SHUNT THE DOOR CONTACT AND UNLOCK THE  
ELECTRIC STRIKE.  
FREE EXITING BY INSIDE LEVER.**



**UHN CARDIAC – HPASE 3  
PRINCE GEORGE, BC**

**Hardware Group No. 019 - CARD READEWR**

For use on Door #(s):

N350/1                      N350

Provide each SGL door(s) with the following:

QTY		DESCRIPTION	CATALOG NUMBER		FINISH	MFR
3	EA	HINGE	5BB1HW 114X114MM		652	IVE
1	EA	MORTISE LOCK	4900 x L/C		628	ADA
1	EA	MORTISE CYLINDER	20-013 118		626	SCH
1	EA	ELECTRIC STRIKE	6211AL FSE DS CON 12/16/24/28 VAC/VDC	 ⚡	613	VON
1	EA	PULL PADDLE	4591-XX-00		626	ADA
1	EA	PUSH/PULL BAR	9190EZHD-305MM-NS		630- 316	IVE
1	EA	SURFACE CLOSER	4040XP PULL SIDE MOUNT		689	LCN
1	EA	MOUNTING PLATE	4040XP-18 SRT		689	LCN
1	EA	WALL STOP	WS401/402CVX		626	IVE
1	EA	WIRE HARNESS	CON-6W		⚡	SCH
1	EA	WIRE HARNESS	CON____(SIZE TO SUIT)		⚡	SCH
1	EA	DOOR CONTACT	679-05HM		⚡ BLK	SCE
1	EA	MOTION SENSOR	SCANII 12/24 VDC		⚡ WHT	SCE
1	EA	POWER SUPPLY	PS902 BBK 900-2RS KL900 120/240 VAC		⚡ LGR	SCE
1		CARD READER	WORK OF DIVISION 28			

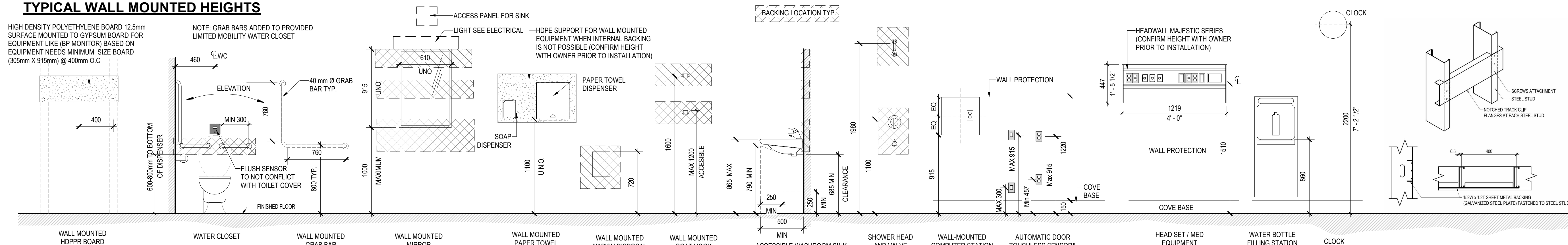
**VALID CREDENTIALS WILL MOMENTARILY SHUNT THE DOOR CONTACT AND UNLOCK THE  
ELECTRIC STRIKE.  
FREE EXITING BY INSIDE PULL PADDLE.**



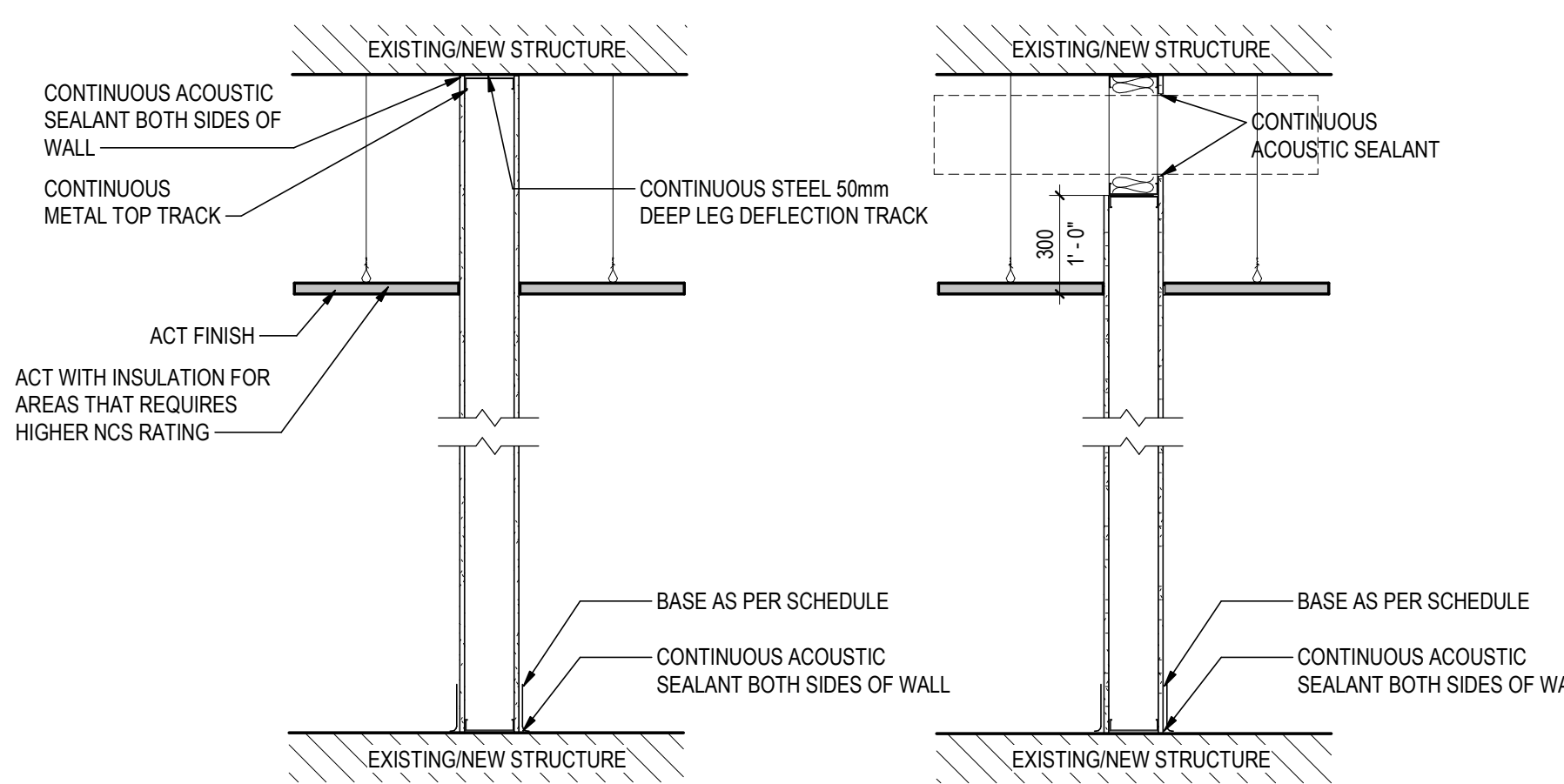
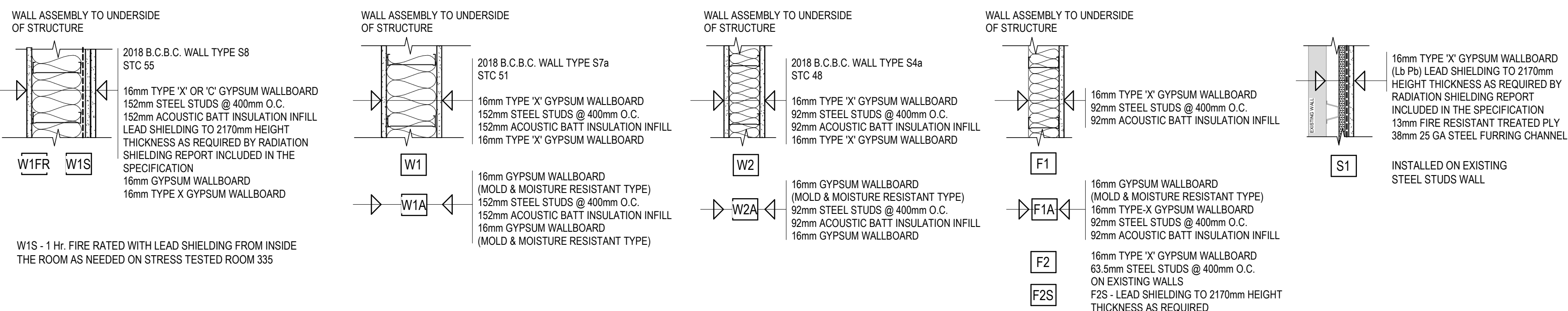
### TYPICAL WALL MOUNTED HEIGHTS

HIGH DENSITY POLYETHYLENE BOARD 12.5mm SURFACE MOUNTED TO GYPSUM BOARD FOR EQUIPMENT LIKE (BP MONITOR) BASED ON EQUIPMENT NEEDS MINIMUM SIZE BOARD (305mm X 915mm) @ 400mm O.C

NOTE: GRAB BARS ADDED TO PROVIDED LIMITED MOBILITY WATER CLOSET

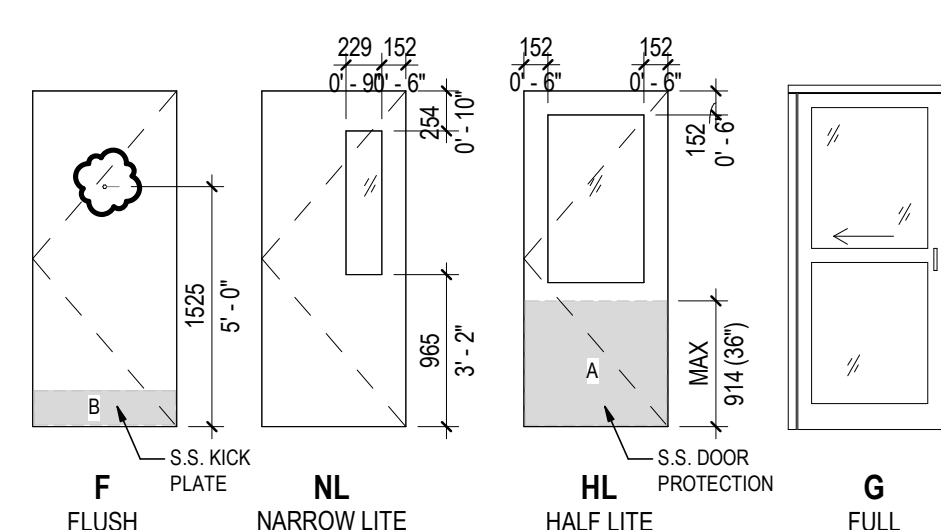


### INTERIOR WALL TYPES



### DOOR PANEL TYPES

NOTE: REFER TO DOOR SCHEDULES FOR DOOR HEIGHTS AND WIDTHS

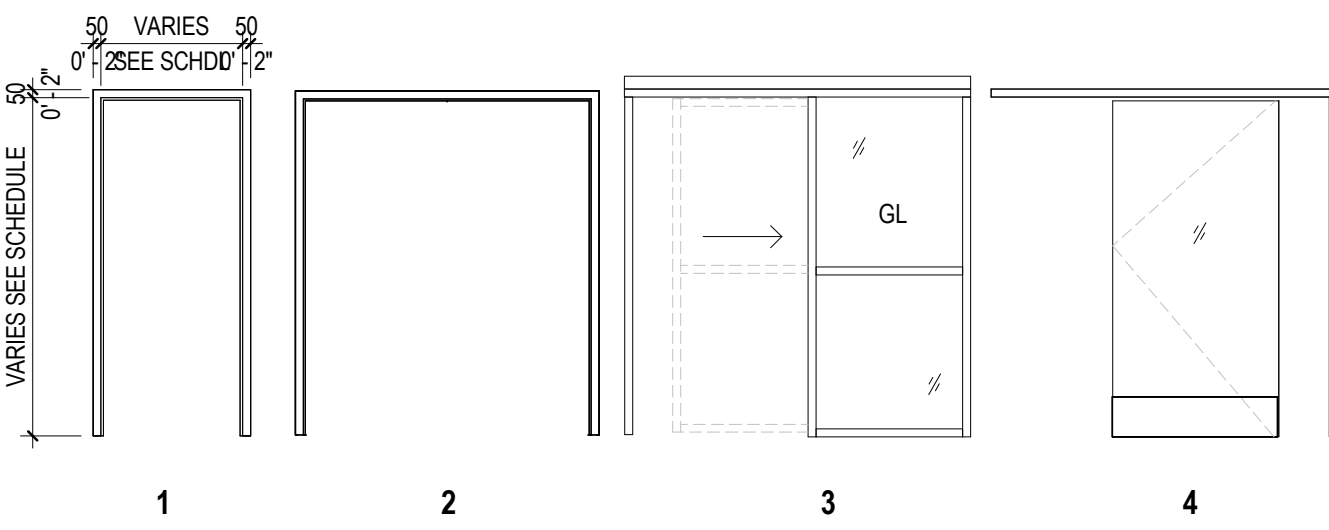


### DOOR PROTECTION TYPE LEGEND:

A - STAINLESS STEEL KICK PLATE 203mm MIN HEIGHT  
B - STAINLESS STEEL KICK PLATE 203mm MIN HEIGHT

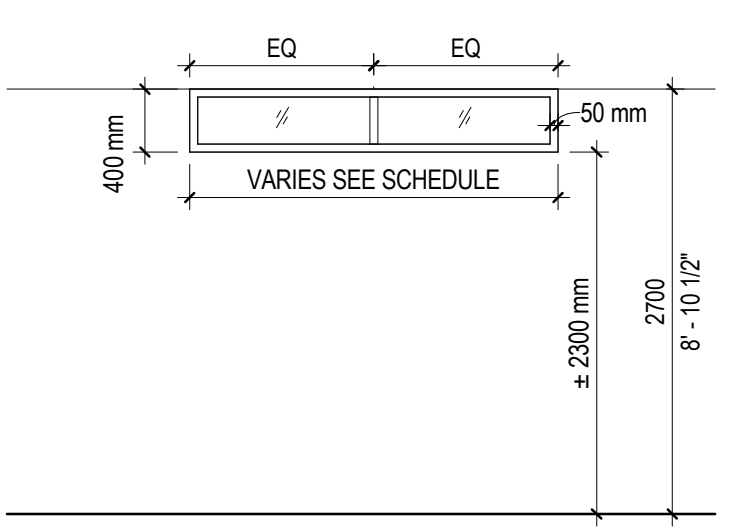
### FRAME TYPES

NOTE: REFER TO DOOR SCHEDULES

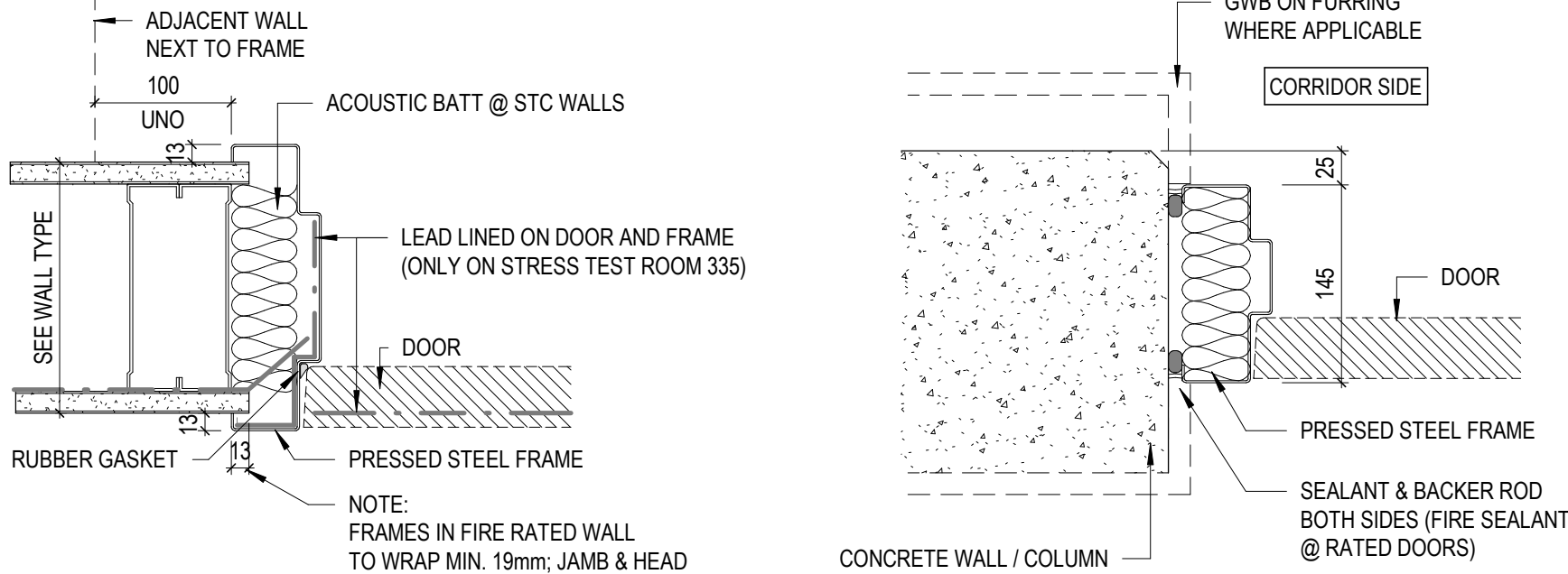


### WINDOW TYPES

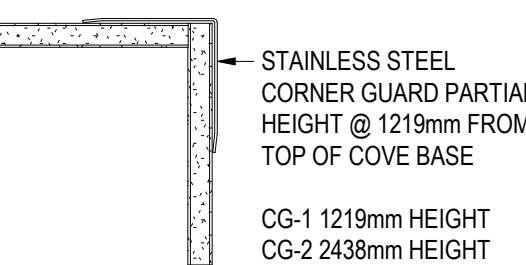
NOTE: REFER TO WINDOW SCHEDULES FOR HEIGHTS AND WIDTHS



### JAMB TYPES



### CORNER GUARD DETAIL



Mark	To Room: Name	DOOR SCHEDULE										Comments			
		Door Clear Dim.		Door Panel Type	Door Panel		Door Material		Door Protection	Door Type	HDWR Set				
		Width	Height		1 Width	2 Width	Material	Finish							
E343	CORRIDOR	1524	2134	F	1067	457	HM	PTD	Yes	A	HM	PTD	-	001	EXISTING DOOR EQUIPED WITH ADO
E389	CORRIDOR	1524	2134	F	1067	457	HM	PTD	Yes	A	HM	PTD	-	001A	EXISTING DOOR EQUIPED WITH ADO
E1508	CORRIDOR	1370	2134	F	1067	303	HM	PTD	Yes	A	HM	PTD	-	001A	EXISTING DOOR EQUIPED WITH ADO
N232	BOOKING	914	2134	F	914	0	HM	PTD	Yes	B	AL	PTD	1	002	CARD READER, SOUND RATED 50 STC
N233	EXAM 1	1067	2134	F	1067	0	HM	PTD	Yes	B	HM	PTD	1	003	
N234	EXAM 3	1067	2134	F	1067	0	HM	PTD	Yes	B	HM	PTD	1	003	
N235	LARGE ECHO	1220	2134	F	1220	0	HM	PTD	Yes	A	HM	PTD	1	004	3/4 HOUR DOOR IN A 1 HOUR WALL
N235/1	LARGE ECHO	1067	2134	F	1067	0	HM	PTD	Yes	A	HM	PTD	1	005	
N236	HEART RHYTHM DEVICE CLINIC	1067	2134	F	1067	0	HM	PTD	Yes	B	HM	PTD	1	003	
N237	ECHO VIEWING 1	915	2134	F	915	0	HM	PTD	Yes	B	HM	PTD	1	006	SAFETY ROOM EQUIP WITH PEEP HOLE, CARD READER
N238	HOLTER SCANNING	945	2134	G	915	0	HM	PTD	Yes	B	HM	PTD	4	007	SLIDING DOOR, CARD READER, FROSTED GLASS OR FILM FOR PRIVACY
N239	ECG / HOLTER 3	1067	2134	F	1067	0	HM	PTD	Yes	B	HM	PTD	1	003	
N240	ECG / HOLTER 2	1067	2134	F	1067	0	HM	PTD	Yes	B	HM	PTD	1	003	
N250	ELECTRICAL ROOM	813	2134	F	813	0	HM	PTD	Yes	B	HM	PTD	1	008	ELECTRICAL ROOM
N315	HEART EXAM 3	2089	2134	G	1108	1035	AL		No	B	AL	PTD	3	009	SLIDING DOOR WITH PRIVACY GLASS
N316	HEART EXAM 2	2089	2134	G	1108	1035	AL		No	B	AL	PTD	3	009	SLIDING DOOR WITH PRIVACY GLASS
N317	HEART EXAM 1	2089	2134	G	1108	1035	AL		No	B	AL	PTD	3	009	SLIDING DOOR WITH PRIVACY GLASS
N318	HEART EXAM 4	2089	2134	G	1108	1035	AL		No	B	AL	PTD	3	009	SLIDING DOOR WITH PRIVACY GLASS
N319	CLINICAL EDUCATION CENTRE	1067	2134	F	1067	0	HM	PTD	Yes	B	HM	PTD	1	010	EQUIP WITH PEEP HOLE, CARD READER
N321	CORRIDOR	1067	2134	NL	1067	0	HM	PTD	Yes	B	HM	PTD	1	011	EQUIP WITH ADO
N322	STAFF ROOM	914	2134	F	914	0	HM	PTD	Yes	B	HM	PTD	1	012	
N326	ECG / HOLTER 1	1220	2134	F	1220	0	HM	PTD	Yes	B	HM	PTD	1	013	
N327	TEAM LEADS	914	2134	F	914	0	HM	PTD	Yes	B	HM	PTD	1	002A	SAFETY ROOM EQUIP WITH PEEP HOLE, CARD READER
N329	CLEAN SUPPLY	914	2134	F	914	0	HM	PTD	Yes	A	HM	PTD	1	014	
N330	EXAM 5	1067	2134	F	1067	0	HM	PTD	Yes	B	HM	PTD	1	003	
N331	EXAM 6	1067	2134	F	1067	0	HM	PTD	Yes	B	HM	PTD	1	003	
N333	STAFF WC	915	2134	F	915	0	HM	PTD	Yes	B	HM	PTD	1	015	
N334	ECHO VIEWING 2	915	2134	F	915	0	HM	PTD	Yes	B	HM	PTD	1	006	EQUIP WITH PEEP HOLE, CARD READER
N335	STRESS TEST	1220	2134	F	1220	0	HM	PTD	Yes	B	HM	PTD	1	016	DOOR AND FRAME TO BE LEAD SHIELD 2LB PB
N337	ECHO 1	1067	2134	F	1067	0	HM	PTD	Yes	B	HM	PTD	1	003	
N338	ECHO 2	1067	2134	F	1067	0	HM	PTD	Yes	B	HM	PTD	1	003	
N340	EXAM 4	1067	2134	F	1067	0	HM	PTD	Yes	B	HM	PTD	1	003	
N341	EXAM 2	1067	2134	F	1067	0	HM	PTD	Yes	B	HM	PTD	1	003	
N342	CORRIDOR	1524	2134	F	1067	457	HM	PTD	Yes	A	HM	PTD	-	017	
N347	PIXIS MACHINE	915	2134	F	915	0	HM	PTD	Yes	B	HM	PTD	1	018	3/4 HOUR DOOR IN A 1 HOUR WALL
N350	REGISTRATION	915	2134	G	915	0	AL/G		No	AL	PTD	1	019	FROSTED GLASS OR FILM FOR PRIVACY	
N350/1	REGISTRATION	915	2134	G	915	0	AL/G		No	AL	PTD	1	019	FROSTED GLASS OR FILM FOR PRIVACY	
N351	PUBLIC WC	915	2134	F	915	0	HM	PTD	Yes	B	HM	PTD	1	015A	EQUIP WITH ADO, TOUCHLES PUSH TO OPEN SENSOR AND INTERNAL LOCK BUTTON

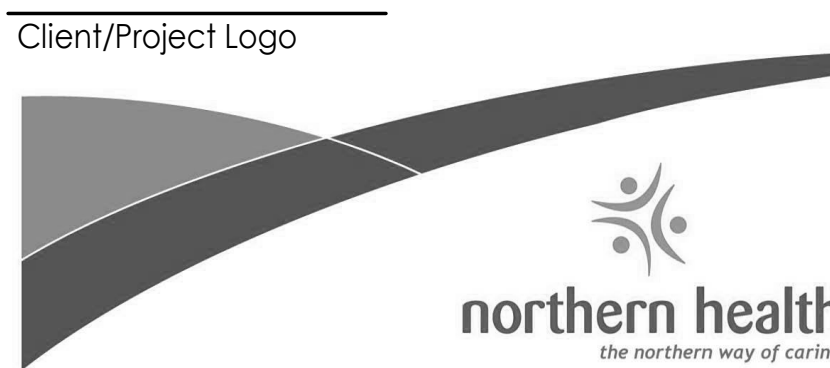
Window Schedule				
Type Mark	ROOM	Sill Height	Head Height	Width
38	ROOM 318	2300	2700	2300
39	ROOM 317	2300	2700	2340
40	ROOM 319	2300	2700	4100
41	ROOM 238	2300	2700	2800
42	ROOM 327	2300	2700	1400

NOTE:  
ALUMINUM WINDOW GLASS DIVIDER TO BE CONFIRMED WITH SHOP DRAWINGS

File Name:	Author:	Designer:	Checker:
N/A			07/07/23

Issued/Revision	By	Appd
D ISSUED FOR Add-3	EM	DK
C ISSUED FOR BP	EM	DK
B ISSUED FOR TENDER	EM	DK
A ISSUED FOR 100% & QS	EM	DK

Permit/Seal



Client/Project  
Northern Health

UHN - Cardiac Diagnostic Services - Phase 3

1475 Edmonton St, Prince George, BC V2M 1S2

Title  
DOOR SCHEDULES & MOUNTING ELEVATION

Project No. 144320012  
Revision D  
Scale AS NOTED  
Drawing No. A-002